

Getting started in the new Investor Centre

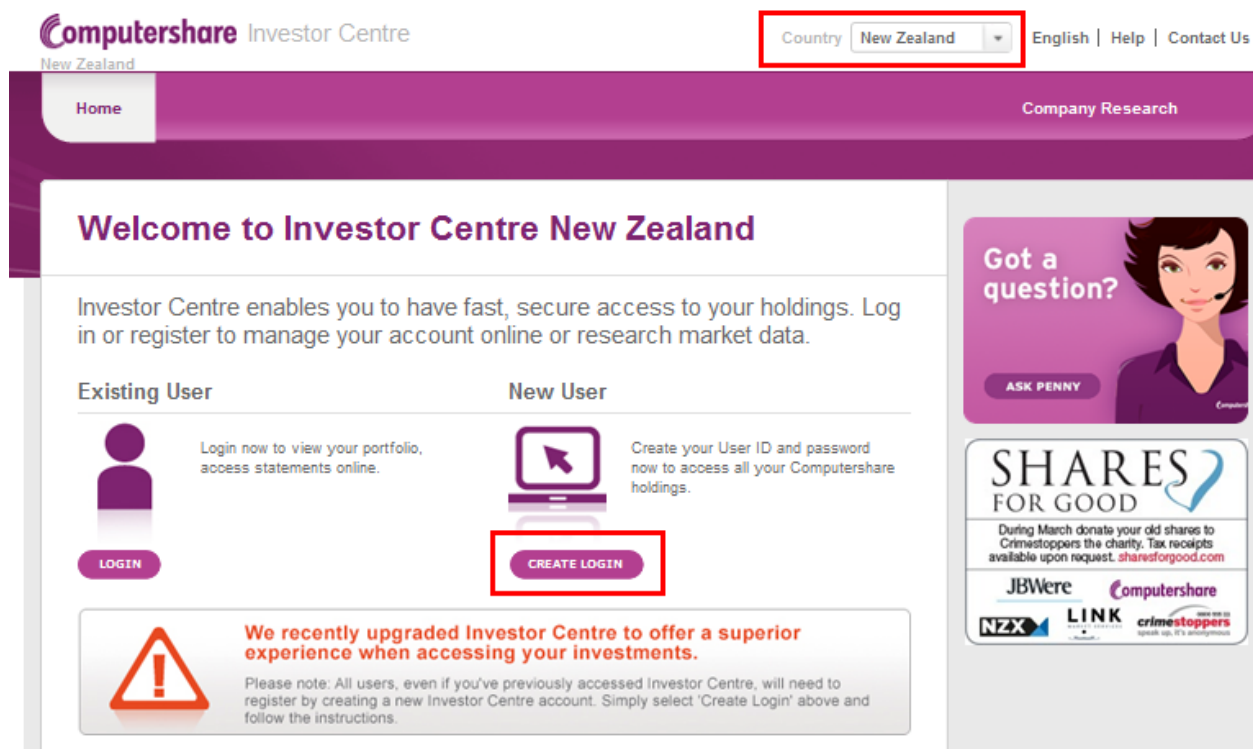
Follow the instructions below, or watch an instructional video on how to register on Investor Centre by [clicking here](#)

Your CSN or Holder number and FIN are required to gain access to set up your User ID and Password. After that you only need the User ID and Password (both of your choosing) to gain access each time.

When you first visit www.investorcentre.com/nz, please make sure that New Zealand is showing in the Country box top right.

Click on Create Login (for subsequent visits to the site you will click on the 'Login' option.)

Note: If you have investments in Australian companies as well as New Zealand companies you will need to create a separate login in each of the Australian and New Zealand Investor Centre sites.




Computershare Investor Centre
New Zealand


Country **New Zealand** English | Help | Contact Us


Home Company Research

Welcome to Investor Centre New Zealand

Investor Centre enables you to have fast, secure access to your holdings. Log in or register to manage your account online or research market data.

Existing User

LOGIN
Login now to view your portfolio, access statements online.

New User

CREATE LOGIN
Create your User ID and password now to access all your Computershare holdings.



We recently upgraded Investor Centre to offer a superior experience when accessing your investments.

Please note: All users, even if you've previously accessed Investor Centre, will need to register by creating a new Investor Centre account. Simply select 'Create Login' above and follow the instructions.

Got a question?

ASK PENNY

SHARES FOR GOOD

During March donate your old shares to Crimestoppers the charity. Tax receipts available upon request. sharesforgood.com

JBWere **Computershare**

NZX **LINK** **crimestoppers**

Step 1 Registration – confirm your stock

Computershare Investor Centre
New Zealand

Country **New Zealand** | English | Help | Contact Us

Home Company Research

Registration

Back to Home

1 Confirm your stock 2 User registration 3 Confirm your email

As a first step, we need to confirm your shareholding(s). You have two options to do this:

Option 1 – CSN

Your CSN (Common Shareholder Number) is 9 digits in length and begins with the number "3" eg 337654321

A CSN is issued if you purchased securities listed on the NZX (New Zealand Stock Exchange) through a broker, or applied for securities through an Initial Public Offering. You will find your CSN on the securities transaction statements and payment advices previously sent to you.

Option 2 – Holder Number

Your Holder Number is up to 8 digits in length and is allocated to you by the Registry.

You will find your Holder Number on the holding statements and payment advices previously sent to you.

Confirm your details

Select your preferred option : ☒ Option 1 - Common Shareholder Number (CSN) **1.**
☐ Option 2 - Holder Number

Common Shareholder Number : **2.**


FIN :

Select a company you own shares in: **3.**
Start typing company name and select from list

Terms and Conditions

☐ I agree to be bound by the [Terms and Conditions](#) **4.**

☐ I would like to receive information about future online services **5.**

Please type the characters shown  **6.**

CANCEL **NEXT**

Confirm your details

1. Select either Option 1 or Option 2
2. Enter your CSN or Holder number (depending which option you selected) and FIN
3. Start typing the name of one of the companies in which you hold shares. Click on the company name when it appears

Terms and Conditions

4. Tick the Terms and Conditions box to accept the terms and conditions of the site.
5. Tick the next box if you would like to receive information about future online services (this is optional)
6. Type the five security characters in the box below where they appear and click the next button

Step 2 User Set-up – User Registration

User Set-up

1 Confirm your stock

2 User Registration

3 Confirm your email

Contact Information

First name required.

First Name * ?

Last Name * ? **1.**

Email Address * ?

NOTE: We will send an email asking you to click on a link to confirm the email you enter, so please ensure you have immediate access to your inbox.

User ID * ? **2.**

New Password * ? **3.**

Re-Enter Password * ? **4.**

Contact Information

- 1.** Enter your First Name, Last Name and Email Address. The contact name and email address details do not have to match the registered name and can therefore be anyone connected with the holding. The email address you enter at this point is for Investor Centre only and does not feed through to the registry database for your holdings. The email address you enter here will be used to send you an email in which there is a link you need to click on to finalise the registration process
- 2.** Enter your chosen User ID
- 3.** Enter your password in the New Password box
- 4.** Re-enter your password in the Confirm New Password box. Don't be alarmed if this box is highlighted red and states that the two passwords do not match before you have started typing. Once you have re-entered your chosen password again and clicked out of the box this error message will disappear.

Please note that the password needs to have a minimum of 8 characters and a maximum of 50. It must contain at least 2 alphabetic characters (1 uppercase and 1 lowercase) and 1 numeric character, making it case sensitive. An example would be: Onholiday123

Step 2 User Set-up – User Registration Continued

Personal Site Seal

We ask you to create a personal site seal as an additional layer of security.

The personal site seal image that you create is unique to your login details and only known by yourself and Computershare.

Whenever we ask you to enter your password we will display this image. When you see your personal site seal image it ensures that you are on an authentic Computershare website and its safe to enter your password.

Please enter three words below and select a color to create your site seal. Once completed you will see a preview of your image.

Enter a different word in each field

*
*
*

1.

Choose a color for your Site Seal image

*

2.

Site Seal Preview:



Personal Site Seal

- 1.** Enter any three words
- 2.** Choose a colour

This area is an added level of security. The seal that you have created will appear each time you log in to Investor Centre, so you know you are on the valid secure site. You should always ensure this seal is showing when you log in.

Step 2 User Set-up – User Registration Continued

Security questions ?

Question 1

* Select a question...

Answer

*

Question 2

* Select a question...

Answer

*

Question 3

* Select a question...

Answer

*

☒ This is my Computer

 ?

Please unselect this option if you are currently on a public or shared computer.

Mobile / Cell Phone Number (optional)

Providing a mobile/cell is optional. If you wish to provide a number, please ensure that you have SMS capabilities on your phone.

Dial Prefix

Select...

Mobile Number

Confirm Mobile Number

CANCEL

NEXT

1.

2.

3.

Security questions

1. Complete the Security questions by selecting a question from the drop down lists provided and type the answers in the spaces provided. You must complete all three questions.

This is my Computer

2. If you are using your own personal computer or device, tick the This is my Computer box. If you are using a public or shared computer you should not select this option. If you do not tick this box you will be asked one of your security questions each time you log in.

Mobile/Cell Phone Number (Optional)

3. This section is optional to complete.

1. Computershare

Dear Jim,

You are receiving this email as a reference to your recent visit to Computershare's security update service.

Please do not reply to this email. This mailbox is not monitored and you will not receive a response.

Please confirm that your email address is correct by clicking on the link shown below.

2. <https://login.computershare.com/Login/EmailConfirmation?input=Ckd7UPT2oQizaoZc5yiPq5oFybXOYo8oToP0taW2JXb7bvEcuu0UBTnw9mt6yi0kIMzcdMm9VITigH42Bq2vl1f%2bcGkn1vm0bUuEov54FdSinFIKLJcOoUQKMUudPlnCricYPFOBz%2bGB4CeLZJ0AxbVCCxvMfOu2IU%2fb5ztZhaivEFwLeymr76aEJ89R7zNi&appCulture=en-NZ>

If the above link does not work, you can also copy this link into your web browser window and press enter.

Thanks,

Computershare

Important note: Computershare will never ask you to divulge your password over the phone. When you login, please ensure that your personal site seal is displayed before you enter your password.

This email may contain confidential information and is for the sole use of the intended recipient(s). Any unauthorized use or disclosure of this communication is prohibited. If you have received this email in error please delete it and notify sender. This email has been scanned for viruses.

1. Once you have successfully entered in all of your registration details a confirmation email will be sent to the email address you entered in the Contact Information section.
2. Click on the link in the confirmation email to finalise the registration process. The link will take you back to the website.

From now, you will be able to access Investor Centre using your User ID and password.